

# INTERCONNECTS

D54 Quad Diplexer

## APPLICATION

### SITUATION

You want more High definition signals than provided by your DBS service. Local broadcast basic cable, or data modem service is also needed to each TV outlet.

### SOLUTION

Model D54 adds terrestrial broadcast or cable TV signals to DBS drop cables. The unit may be added between the dish and receivers or between multi-switch and receivers.



### RELATED CONSIDERATIONS

This product has 12 dB insertion loss on the terrestrial basic cable input. Model D54HD includes a 14 dB gain terrestrial pre-amp. Model D54CATV includes a 14 dB gain CATV amplifier with data modem capabilities.

### FEATURES

- DBS Compatibility : .....DirecTV, Dish ..... passes DC , 22 kHz, DiSEqC
- CATV Compatibility: .... 110 Channel & Data Modem
- Terrestrial Compatibility: ..... VHF & UHF
- High DBS Isolation: ..... 35 dB port to port
- Low DBS Insertion Loss: .....2.5 dB (typical)

### COLOR CODE

- |   |   |
|---|---|
|  Sat A Even |  Sat C     |
|  Sat A Odd  |  Cable TV  |
|  Sat B Even |  A Stacked |
|  Sat B Odd  |  B Stacked |

### SPECIFICATIONS

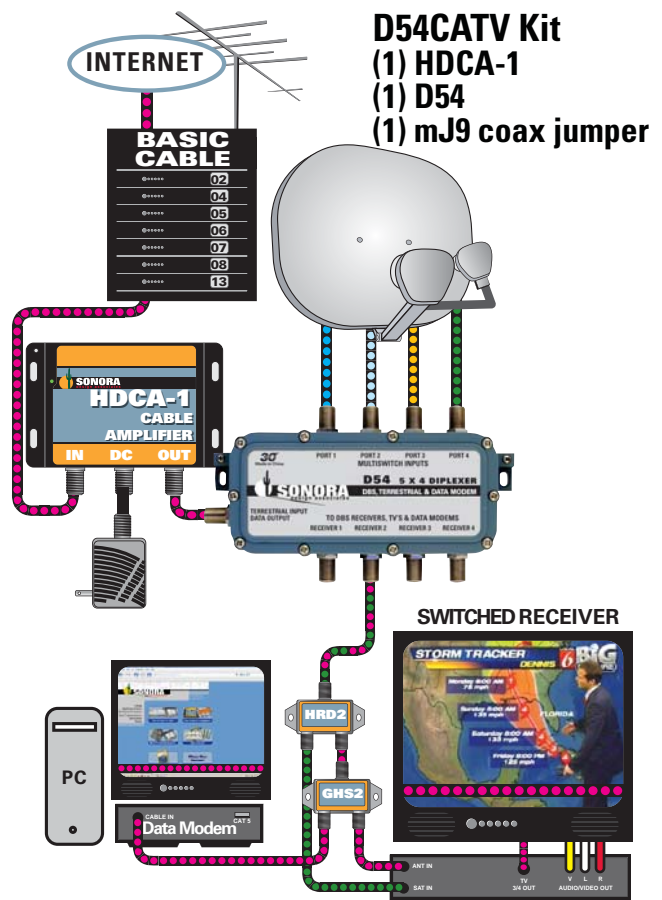
#### Mechanical Specifications

- Dimensions ..... 6.5" x 3.5" x 1.2"  
 Weight ..... 2.0 lb (0.9 kg)  
 Master Carton (34 units) ..... 19" x 15" x 16"  
 Master Carton Weight .....50 lbs (22.7 kg)




### DESCRIPTION

Adds terrestrial, basic cable TV and data modem signals to (4) DBS receivers.

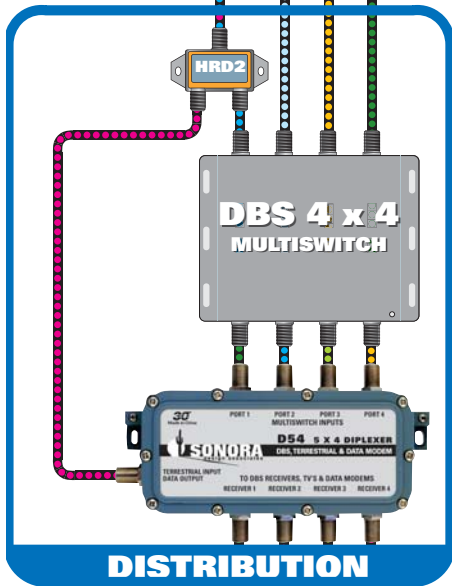


# INTERCONNECTS

# D54 Quad Diplexer



## RECEPTION

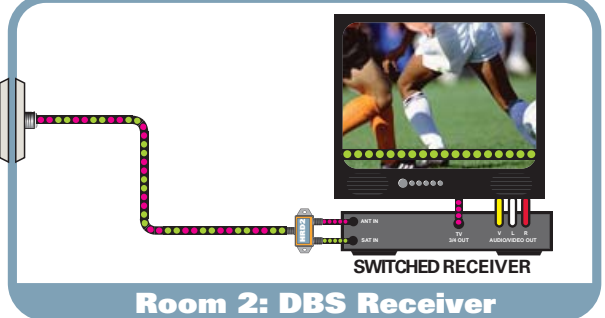


## DISTRIBUTION


- D54HD Kit**
- (1) HD14
  - (1) HRD2
  - (1) D54
  - (2) mJ9 coax jumpers



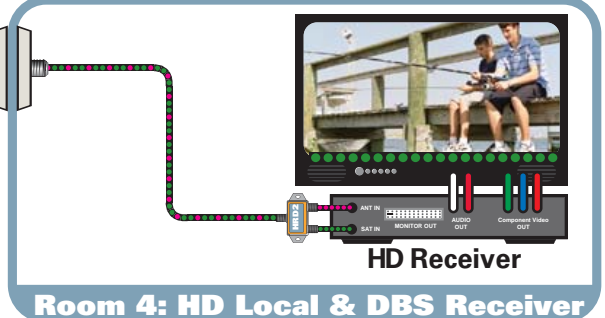
Room 1: Local HD Television



Room 2: DBS Receiver



Room 3: DBS Receiver



Room 4: HD Local & DBS Receiver

## SPECIFICATIONS

RF Specifications	Typical	QC Limit
DBS INPUTS	950 to 2400 MHz	
DBS Insertion Loss	2.5 dB	6.0 dB
DBS Isolation port to port	40 dB	35 dB
Antenna 940 MHz Rejection	30 dB	25 dB
Band Flatness	Any 20 MHz	± 0.5 dB
	950 to 2150 MHz	± 1 dB
Terrestrial / CATV INPUTS	5 to 806 MHz	

RF Specifications	Typical	QC Limit
Insertion Loss		
15 MHz to 806 MHz	12 dB	13 dB
806 MHz DBS rejection	30 dB	25 dB
Input Return Loss		
5-806 MHz	12 dB	10 dB
950-2150 MHz	12 dB	10 dB
Output Return Loss		
5-806 MHz	12 dB	10 dB
950-2150 MHz	12 dB	10 dB